



WJEC

Pre-degree Foundation Diploma in Art and Design at Gateway College



Why Study the WJEC Pre Degree Foundation Diploma In Art and Design Course?

- **To put you ahead of the competition**
- **To get more UCAS points**
- **To achieve – we have 100% Pass rate with over 50% achieving a Distinction grade (the national benchmark is 31%)**
- **To build your portfolio**
- **To learn new skills**
- **To broaden and develop your skills**
- **To explore new ideas, media and techniques**
- **To help to decide which is the right course for you**
- **To get onto your preferred choice of course/ University**
- **To make you a more independent learner**
- **To find your specialism**
- **To build your confidence**
- **To give you a stepping stone to University**
- **To explore your own personal ideas and projects**
- **To prepare you for your degree course**
- **To help decide if you want to pursue Art and Design**
- **To help you decide if you want to go to University**
- **To help you to create a strong portfolio for apprenticeship and HE interviews**

To do all of the above and have great fun doing it in your own studio space!

The Foundation Course is a highly creative diagnostic course designed to help you develop your creativity and aid your progression. The course sets out to stimulate individual development and equip you with analysis, problem solving, creative and technical skills through a wide range of varied projects.

- You will work in a dedicated Foundation Diploma room and have your own space.
- You will have open access to our studios and facilities.
- You will explore and develop a wide range of media and techniques.
- You will have a number teachers from range of specialisms to support and encourage you on your creative journey.
- You will have the opportunity to go on trips and listen to visiting speakers.
- You will identify and work to your individual strengths and specialist area and devise your own personal projects.
- You will develop a portfolio of work that is personal to you and relevant to your future progression aims and specialism.
- You will have opportunities to exhibit your work and have your own Final Major Project Exhibition.



The Exploratory stage

- Unit 1 – Drawing and Colour as an investigative Process in Art and Design
- Unit 2 – Exploring Materials and Making in Art and Design
- .
- You will work on lots of projects 1 day, 3 days, group, 1 week and 2 weeks projects exploring and responding to a broad range of themes and sources.
- You will have drawing days with different themes, including 3 days of life drawing.

Initial stage – Unit 1 and 2

You can explore, try new things, take risks and be creative, it is about building your skills and strong portfolio of work.

This stage of the course is all about exploring and experimenting with a wide variety of media, techniques and processes such as drawing, painting, ceramics, textiles, fashion, Photography, print, wire , Photoshop, Illustrator and glass

Drawing Days

1 day Projects

3 day – 1 week projects

Group Projects

Life Drawing

Fashion

ceramics

wire work

Print

Photography

Painting

Box your head

Crazy City

Still Life

Spots and Stripes

Portraits



The Development stage


In the Pathway stage you start to explore your chosen Pathway more thoroughly. You have 1 project where your select from bank of specialist project briefs, you have longer on this so can start to develop ideas in some greater depth.

You will also have an Inspirations research project where you explore personal inspirations, influences and ideas in preparation for your FMP.



Project Tiles include:

- Military
- Victoriana
- A Day in the Life
- I do Like to be beside the Seas side
- Children's Book Illustration
- Lost and Found
- Secrets and Lies
- Make do and mend
- In the News
- International Women's Day
- LGBT Month Poster



Sketchbooks

Throughout the course you keep a record of your research and a log of the projects and techniques you use, with annotation and analysis of your own and others work, you will also write evaluations of each stage.



Final Major Project


In the confirmatory stage of the course you write your own project brief to develop your own personal interests and specialism. This is a 12 week project ending with a final exhibition of your work. This is the project that you are graded on.



End of Year Exhibition

























On the Course you will have your own dedicated classroom and personal workspace and an area for group work and large scale working.



You will also be inducted into specialist studio's and work areas in Photography, Print and ceramics .

Assessment

- You will only receive a Pass or Fail grade throughout the course until the FMP stage but we will track your progress and feedback what grade we predict.
- Coursework units are marked at a Pass
- Unit 10 is marked as either a Pass, Merit or Distinction

UCAS Tariff Points

- Pass = 80
- Merit = 96
- Distinction = 112

Progression 100% of students have progressed on the course of their choice

The main progression route from the Foundation Diploma is onto an Art and Design degree course but in the past students have gone straight into employment or on to an apprenticeship.

Whichever route you choose you will leave the course with an exciting portfolio of work demonstrating a wide variety of skills, ideas and concepts and personal development.

You will also produce creative CV's and business cards.

Where are they now?

Many of our past students have gone on to have exciting careers in the art and design industry.



Emma Yarlett studied the Foundation Diploma course at Gateway College and went on the study illustration at Falmouth. She is now a successful children's book author and illustrator.





Victoria Knew studies the Foundation Diploma course at Gateway College, she went on the study a B.A hons in textile design at Nottingham Trent university. She has worked as a textile designer for Arlo and Jacob and is now a textile designer for DFS

VICTORIA KNEW

PRINTED TEXTILE DESIGN BLOG

Wednesday, 10 March 2016

PHASE TWO: MOODBOARD


Final project moodboard.

Illustrating a mixture of floral and subtle geometric design ideas alongside a variety of cold and warm colour tones.





Samantha studied the Foundation Diploma course at Gateway College, she then went on the study Contour Design at De Montfort University. She is now working in Hong Kong as a lingerie designer for plus sized women.



Dominika Dudzuik

- What courses did you study at Gateway College?

A level Art Illustration and Textiles then a Foundation Diploma in Art and Design

- What degree did you study?

BA (hons) Fashion Textile Design with Business at Brighton University

During her degree Dominika worked as a Designer at Tom Cody Design and Marks and Spencer

- What have you been doing since graduating?

Dominika worked as a production intern at Temperley in London then as a Print and Textile designer at Liberty Ltd before going to work at Cath Kidston. She started designing for Cath Kidston then progressed on to senior print designer before gaining her current role as Designer Manager of home and Cath kids at Cath Kidston.



Interested?

Apply online or get an application form from student services.

